



IDENTITY STORE



5 MINUTES
Mounting
System

Pop up
where your
customers are

MOUNTING SYSTEM

1 - Place the supports



2 - Electrically lower the front panel



3 - Push the balcony forward



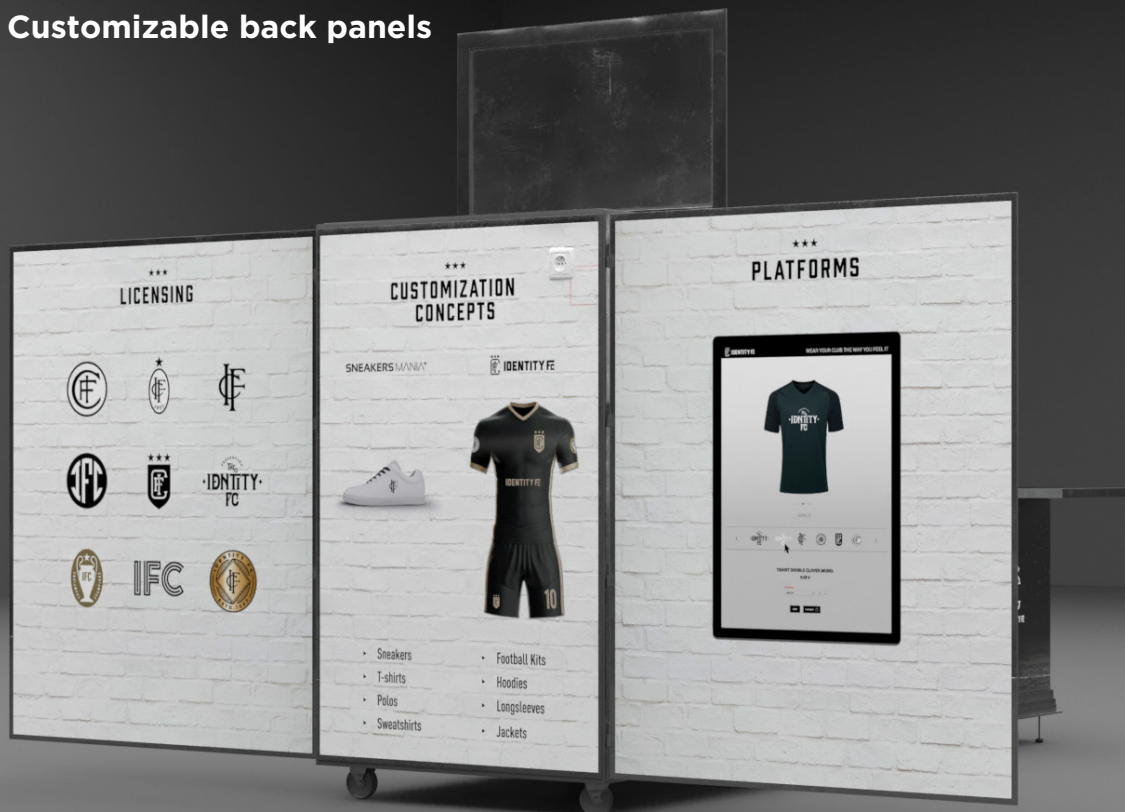
4 - Open the upper and side panels



5 - Customizable balcony, top panel and walls



6 - Customizable back panels



FEATURES



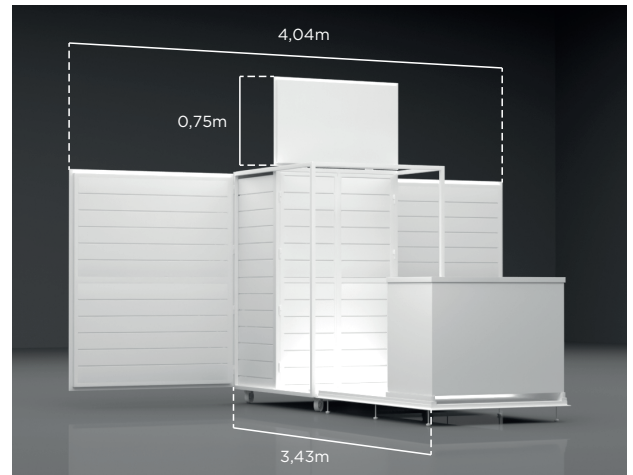

Made in Europe.



Metallic structure (galvanized iron-resistant to oxidation).



Dimensions:



Weight: 558Kg.



Designed to be easily moved, mounted and dismantled.



Solid construction, resists to an intensive use.



Electrical set-up:

- Motor to open front panel.
- Plug in to have light and power.



Balcony to install POS.



Fully customizable:

- Panels (balcony, top panel, back panels) with textile material, light and easily changeable.
- Front wall with self-adhesive vinyl.



49"

Possible to install a 49" Monitor on top panel (Not included as standard).



Fittings on walls to attach different accessories.
Several types of accessories available.



Combine stores, create bigger areas and optimize cost per unit.

POP UP
STORE SYSTEM

- Easy to transport
- Easy to mount / unmount
- Easy to customize
- Easy to use!



Check video

POWERED BY

MANIA4.
BUSINESS & TECHNOLOGY

Rua dos Combatentes do Ultramar, n. 167
3700-089 S. João da Madeira - PORTUGAL
Tel.:+351 256 201 199
info@mania4.com - www.mania4.com